


Updated 4/25/2023

2023 Lakeshores District Camporee Guidebook ~ Renaissance ~



April 28th to April 30th
Location: Camp Edward

Welcome to the 2023 Camporee!

You are invited to participate in Lake Shore District's 2023 Camporee. There's something for everyone: Webelos, New Scouts, Scouts on the Trail to First Class, Senior Scouts sharing knowledge with others, Venturers, and Team members.

This Guidebook explains all the events, rules and logistics for this year's Camporee. Your participation will help to make the Camporee a huge success.

If you have questions or need more information, please contact:

Camporee Director: Sophia Keogh

Email: sophiamkeogh@gmail.com

Camporee Advisor: Jacob Thornton

Email: jacob.h.thornton@gmail.com

District Executive: Koby McInnis

Email: kmcinnis@seattlebsa.org

BSA MEDICAL FORM PART A&B

EVERYONE spending the night at Camporee (including adults, Webelos, Scouts, staff, and non-scouting guests) **must turn in their BSA Medical Form parts A and B** (C not required) to ADMIN upon their arrival at Camporee. Download the form here:

http://www.scouting.org/filestore/HealthSafety/pdf/680-001_AB.pdf

Table of Contents

| | |
|--|-----------|
| Introduction | 3 |
| Theme | 3 |
| Camporee Fees | 3 |
| Check-In | 4 |
| Things you will need at Check-In | 4 |
| Check-In Procedures | 4 |
| Campsite Assignments | 4 |
| Check-Out | 5 |
| Check-out Procedures | 5 |
| Campsite Inspection | 5 |
| Daily Schedule of Events | 7 |
| Camporee Rules and Guidelines | 8 |
| Competition and Recognition | 9 |
| Events & Scoring for Camporee | 9 |
| Field Events | 9 |
| Gear to Bring to Field Events | 9 |
| How to Prepare for Field Events..... | 9 |
| Patrol Awards..... | 11 |
| Meals | 12 |
| WEBELOS at Camp..... | 12 |
| Bring a Friend Program..... | 12 |
| OA Staffing Camporee..... | 12 |
| Adult Training..... | 12 |
| Driving Directions to Camp Edward | 13 |

Introduction

Welcome to 2023 Lake Shore District Camporee held at Camp Edward. Camporee provides the opportunity for scouts to show off their very best scouting skills in a fun environment of teamwork, competition, and recognition.

The Patrol is the basic unit of Scouting, and Camporee is a great place to reinforce all the concepts of the Patrol Method. Camporee:

1. Provides an opportunity for youth leadership
2. Tests basic Scouting skills
3. Promotes teamwork and team building
4. Demonstrates Scout Spirit
5. Creates an environment to have fun

During Camporee, all activities are run with the patrol method in mind. Camping is by primarily Unit, but each patrol will be evaluated on their ability to work together and complete scout skills on their own. Each patrol will maintain an individual campsite within the larger unit area.

Units are encouraged to **pre-register Online!** All registration and payments will be online.

Units provide their own food. Water is available. Make sure every member of your unit has their 10 essentials and Scout Uniform! As you plan meals, please "Be Prepared" for potential fire bans.

Camporee is open to troops, venturing crew, and sea ships!

FYI: Patrols, plan ahead if you wish to participate in the Dessert Competition (visit page 10). Also, bring your Patrol Flags, Scout Spirit and be ready to have fun!

Theme

This year's theme is "**Renaissance**" and we encourage scouts and staff to dress up with medieval inspiration in mind. The theme will be included in Field Events, the Special Event, and the Camp Fire. Special points will be awarded for creativity and keeping with the theme during field events!

Camporee Fees

This year, we offer a discount for Webelos and non-scouting guests who attend. We hope that this will allow more units and youth to attend Camporee.

The "guest" rate is for friends of scouts that are considering joining scouting. (Note: For non-scouting campers, medical form will need to be filled out and registration must be completed by April 14th)

Early Bird Prices (Through April 14th)

| | |
|------------------------------|--------------------------------------|
| Youth | \$30.00 |
| WEBELOS | \$25.00 |
| Guest (non-scouting youth) | \$25.00 (Must be registered by 4/14) |
| Adult | \$30.00 |
| After April 14 th | Add \$10.00 |

Check-In

Things you will need at Check-In

- Paid in Full (Online Only – no payments on site)**
- Unit Organization Sheet** (page 16 of this document)
- BSA Medical Form Parts A & B** for **EVERY** youth and adult attendee
This form gives permission for Camporee medical staff to provide any required treatment at camp. Download at:
http://www.scouting.org/filestore/HealthSafety/pdf/680-001_AB.pdf

Check-In Procedures

1. Check-in begins at **6:00 pm on Friday, April 28th**.
2. Units should present in Scout uniform & present together for check-in.
3. Upon arrival, Scoutmaster and Senior Patrol Leader should report to administration with all necessary paperwork (see "Forms Required at Check-In" listed above).
4. Units are not checked in until ALL required paperwork is turned in (BSA Medical Forms, Unit Organization Sheet).
 - Send all your paperwork in when preregistering– this will allow the fastest possible check-in at camp (this option may not be possible with the new registration)
 - At pre-registration, provide your most accurate number for attending campers.
 - Please submit a full roster (Unit Organization Chart) with names at pre-registration. If this changes, turn in an updated copy at Check-in.
5. Campers with medical concerns should check in with Camporee medical staff upon arrival.
6. All youth medication shall remain with your Scoutmaster or an Adult Leader.
7. During check-in have your A.SPL prepare the troop to leave for the campsite.
8. At this point troops will assigned their pre-checkout cleaning role
 - All troops are required to clean their campsite(s) as well as one additional public use area, such as camp restrooms. (Clean up requirements on Checkout, page 6)
9. Following check-in, troops will be escorted to campsites by a staff member

Campsite Assignments

Units will be assigned their campsites when they check in

Check-Out

Check-out Procedures

Checkout begins at: 8:15 – 10:30 AM Sunday morning, April 30th, 2023

A member of the Camporee Staff **MUST** inspect your campsite and designated area before you leave.

Prior to inspection, please complete the following:

1. Ensure that your campsite and area is litter free
2. Restore your campsite and area to their original (or better) condition
3. Pack all gear and be ready to depart
4. Pack up all garbage from your campsite and area. Dispose of in the bins behind the Mess Hall.
5. Go to Admin (dining hall) to request a site inspection of a Camporee Staff member
6. Both the Scoutmaster and SPL are encouraged to complete a Camporee evaluation

The check-out sheet will be signed when the inspection is completed. The Scoutmaster and Senior Patrol leader must then present these forms at the administration area.

Any outstanding fees must be paid before departure.

Campsite Inspection

Patrol campsites will be inspected before checkout in order to leave.

Troops are expected to have cleaned both their campsite AND their assigned cleaning area.


Other duties and requirements may be assigned by ranger or staff depending on area.

Campsite Inspection Checklist

- Fire pit COMPLETELY extinguished
- Campsite fully devoid of troop/patrol gear
- Campsite is cleared of all garbage, food, or trash
- Cabins or tents fully swept

Bathroom Inspection Checklist

- Bathrooms cleared of all garbage, food, or trash
- Bathrooms and surrounding walk area fully swept
- All toilets, sinks and showers fully wiped down and cleaned



Suggested Equipment Lists



Individual Items

- The Ten Essentials
- Sleeping Bag
- Insulated Ground Pad
- Rain/Sun gear
- Toiletries and shower gear
- Water bottle(s)
- Scouting Handbook
- Scout uniform
- BSA Medical Forms A&B (collected by SM)
- Personal Medications (if any)
- Backpack/ Duffle Bag
- Day pack

Patrol Items (bring to all events)

- The Ten Essentials
- Patrol Flag
- Patrol First Aid Kit
- Scout Handbook
- Catapult for Special Event
- Everyone has WATER and Snacks!

Patrol Campsite Items

- Patrol Shelter or Dining Fly
- Cooking Utensils
- Fire Starting kit
- Axe
- It is suggested you bring an extra tent or two as a backup.
- Menu for all Meals
- Patrol Duty Roster
- Have a backup cooking plan in case of fire ban Cooking Supplies
- Tenting: canvas tents on platforms and cabins will be available. This will vary on the site you are assigned to.

Troop Items

- American Flag
- Troop Flag
- Troop Shelter or Dining Fly
- Troop First Aid Kit
- Drinking Water Containers
- Shovel, sand (or dirt), and water cans for fire area

Scout Spirit

- Class A Uniform for Ceremonies
- Class B Uniform for Activities
- Patrol Yell
- Patrol Flag
- Scout Oath, Law, Slogan & Motto
- Flag Ceremony & Pledge of Allegiance
- Have Fun!

Daily Schedule of Events

FRIDAY April 28th

- 6:00 – 8:00 PM Camporee Check-in at Camp Edward
Check-in is not complete until all paperwork is turned in! (See "Check in Procedures on page 4).
 - Setup Camp
- 8:15 PM Opening Campfire
- 9:00 – 9:45 PM Cracker Barrel/Patrol Potluck
- 9:45 PM SPLs and SMs stay after Cracker Barrel for a briefing
- 10:00 PM **Taps – All scouts in campsites**

SATURDAY April 29th


- 7:00 AM Wake up
- 7 - 8 AM Breakfast Time
- 8:15 - 8:20 AM Morning Colors outside Edwards Castle
- 8:30 - 11 AM Field Events, Campsite Inspections, & Adult training (TBD)
- 11 - 12:30 PM Lunch Break
- 12:30 - 2:30 PM Field Events & Adult training
- 3 - 5:30 PM Special Event
- 5:30 - 7 PM Dinner Break
- 6:15 - 7 PM Turn in dessert competition entries and patrol flags for judging
- 7:00 - 7:45 PM *Order of the Arrow Chapter Meeting. Arrowmen who have been elected by their troops but have not gone through Ordeal are welcome to attend*
- 8:15 PM Retire Colors – Pick up patrol flags at Evening Colors
- 8:30 - 9:30 PM Campfire and OA Callout
- 10:00 PM Taps – All scouts in campsite

SUNDAY April 30th

- 7 AM Wake Up
- 8:00 - 8:15 AM Scout's Own Interfaith Worship- Chapel
- 8:15 - 9:45 AM Pack Up and Out – Cleaning Assignment
- 9:00 AM Closing Flags and Award Ceremony
- 10 AM Check-Out: Prior to check-out, campsites must be cleaned and confirmed by staff. See page 6.

Note: some specifics regarding times and events are subject to change. Final schedule will be provided at Camporee.

Camporee Rules and Guidelines



1. **Lake and all aquatics areas are off-limits to all campers.**
2. Scout Law is the law of the camp.
3. Principles of Leave No Trace should be practiced all weekend.
4. Patrol Leaders are requested to enforce the **Buddy System** during Camporee.
5. **Patrols:** We strongly suggest that a Patrol consists of a minimum of 4 Scouts and a maximum of 8 Scouts.
6. A Scout is Courteous - please be considerate of your campsite neighbors. Scouts may not enter other campsites without permission.
7. Scouts must remain in their campsite after taps at 10:00 pm.
8. The patrol flag is to be carried to all events.
9. **Uniforms:** All Scouts are required to be in Scout uniform for check-in, check-out, and flag ceremonies. Patrol or Troop activity uniforms are encouraged for all other activities.
10. Scouts are encouraged to invite parents and friends to visit Camporee on Saturday to watch the day's events and attend the Campfire.
11. **Leaving Camp:** No Scout may leave the Camporee site unless prearranged and approved by your Scoutmaster. Please have the Scout checkout at the administration area before leaving the camping area.
12. *Scoutmasters, if appropriate, please advise Camporee Staff of Scouts' special needs.*
13. **Trash:** All trash must be packed up and discarded in the bins behind the Mess Hall.
14. **Water:** Water will be provided, bring your own water containers. No dish washing is allowed at the water spickets.
15. Absolutely no vehicles will be allowed on Camporee grounds at any time. **No cars or trucks will be allowed past the parking lot.**
16. Parking lot is off limits, except for loading and unloading.
17. **Accidents:** Please report all accidents, injuries, or other emergencies to a member of the Camporee staff. There will be EMTs on site who will be prepared to handle these situations, as needed.
18. **Lost and Found:** Please turn in lost and found items at the administration area. Unclaimed items will be available at the May Roundtable and the Scout Office after Camporee.
19. **Fires:** If fires are allowed, fires must be in fire-pits and attended at all times. Leaving the campsite while the fire is anything but COLD to the touch will terminate fire privileges, and result in severe loss of points. **NO EXCEPTIONS.**
20. **Do not bring firewood to camp** (in accordance with WA state environmental preservation policies). No wood may be cut from trees. Firewood is available at camp, ask admin upon arrival.
21. Wood tools must be properly stored and used in the ax yard (please see the Scout Handbook for proper Patrol campsite set up). Improper use of wood tools is prohibited and will result in point deductions.
22. Sheath knives and fixed-blade scabbard knives are prohibited.
23. As at any Scout activity, illegal substances, alcohol, fireworks, firearms, or other weapons are prohibited.
24. Scout-owned electronics are prohibited at all Camporee events. Troops may enforce their own electronics policies within their own campsites.
25. Bicycles and other wheeled vehicles will not be permitted on the field. Any wheeled devices (wheelbarrows, carts, etc.) used for hauling gear to and from campsites, will only be permitted for use during check-in & check-out, and must be returned to the parking lot with the vehicles. If you need a wheeled device, be sure to bring your own.

Note: Failure to comply with any of the above regulations may result in the loss of points or a scout's parents being called.

Competition and Recognition

Events & Scoring for Camporee

Camporee will include the following activities:

1. Field events (based on Camporee theme)
2. Patrol flags
3. Special event
4. Dessert competition
5. Tinfoil knight fashion show

Field Events

There will be at least 8 field events this year.

Field Events will emphasize the patrol method and focus on Scout Skills up to First Class.

The goal is for scouts to have fun while being challenged!

Possible Points Earned Per Event:

| | |
|-------------------------------------|----------|
| Patrol Yell-Flag | 2 |
| Teamwork | 2 |
| Leadership | 2 |
| Special points from station (up to) | 2 |
| <u>Completion of Activity</u> | <u>2</u> |
| Points per event* | 10 |

Creativity and keeping with the theme of renaissance

Extra Points!

*FYI: The exact scoring is subject to change at Camporee.

Gear to Bring to Field Events

Every Scout and Patrol must have all the gear listed below or they will not be able to participate in some field events.

Each Scout should bring the following to Field Events:

- 10 essentials (including personal first aid kit, water bottle, rain gear, fire starter, map and compass)
- Patrol Uniform, unit activity shirt or scout shirt
- Map Provided at Check-in
- Scout spirit and attitude for FUN!!!

Each Patrol should bring to Field Events:

- Patrol First Aid Kit
- Patrol Flag
- Scout Book

How to Prepare for Field Events

Patrols need to be prepared with a strong working knowledge of First Class-level Scout skills.

These skills include, but are not limited to:

| | | | |
|-----------|---------------|---------------------|-----------------------|
| First Aid | Map & Compass | Cooking | Leave No Trace |
| Knots | Fire Building | Wilderness Survival | Plant Identification |
| Lashings | Citizenship | Camping | Animal Identification |

Teamwork, ingenuity, and the patrol method will be heavily stressed.

Special Event: Catapult Contest

One of the mightiest tools of engineering during the Renaissance period, catapults are regarded for their precision and power, as well as their representation of brilliance for their kingdom (in this case, your patrol).

For our catapult competition, each patrol will build a catapult using the instructions from the link provided. This catapult will be graded on accuracy and presentation. Each patrol is required to build their catapult and then find a way to transfer it to Camp Edward, where they will be judged by the effectiveness at which their catapult must knock down targets, as well as how their catapult looks.

The tutorial each troop will use is a wikihow article called "How to Build a Strong Catapult": <https://www.wikihow.com/Build-a-Strong-Catapult>

Please do not steer from this link to ensure fairness in the competition. If not followed, patrols risk disqualification from the tournament.

Patrols are free to customize and paint their catapult as much as they would like (hint: points are based on presentation, **personalization is key**).

The tools you will need:

- Broomstick or crank
- Padding
- Plywood (1/4" to 1/2" thick, 15" by 18 and 1/2")
- Rope (strong, stretchy preferred, like kernmantle rope)
- Screws or bolts
- Weights (optional)
- Wood (preferably non-flexible, like oak wood)
 - If using 2x4 planks collect: two pieces at 36", one piece at 30", four pieces at 15", and one piece at 18"

It is recommended to use strong, reliable materials to guarantee your catapults safety and effectiveness.

We wish you well on your building journey.

| Special Event Scoring | Points |
|-----------------------------------|--------|
| First place | 20 |
| Second place receives | 15 |
| Third place | 10 |
| All participating patrols receive | 5 |



Dessert Competition

Each patrol is encouraged to arrive at Camporee ready to prepare a dessert for the Camporee Dessert Competition Saturday evening. The dessert must be prepared on site (you cannot bring dessert pre-made from home) and must be cooked and presented by the scouts.

Submissions will be judged on presentation, appearance, and taste.

Bring one serving of your dessert to designated area between 6:15 and 7:00pm on Saturday with a tag that provides your Troop number and Patrol name. Please take note of any ingredients that are common allergies (nuts, milk, etc.) Late submissions will not be accepted!

Anyone who submits a dessert must, upon request, taste his or her own dessert in front of the dessert judges.

| Dessert Competition Scoring | Points |
|-----------------------------------|--------|
| First place | 20 |
| Second place receives | 15 |
| Third place receives | 10 |
| All participating patrols receive | 5 |

| Extra Point Opportunity | Points |
|-------------------------|--------|
| Bananas | 5 |
| Renaissance themed name | 5 |

Tin Foil Knight Fashion Show Competition

During our Closing Campfire on Saturday, we will be presenting a runway-style fashion show featuring suits of armor made from tinfoil. Patrols are of course invited to participate, and to have enough time we recommend the suits of armor be created before arrival, and then assembled shortly before campfire.


Scoring

Winner
Participation



Points

10
5



Awards and Ribbons

Patrol Awards

The "Best Patrol Award" will be awarded to the patrol that best demonstrates the patrol method and teamwork throughout Camporee. Points will be totaled to find the best overall patrol.

To achieve patrol awards, a patrol can earn points by participating in field events, and bonuses will be awarded to patrols for participating in extra activities such as the patrol flag inspection, the dessert competition, and of course the Catapult Contest.

Additional Camp Information

Meals

While there are designated times for meals, there will be NO FOOD PROVIDED for units outside of the Cracker Barrel. Please make sure to bring enough food for: Saturday breakfast, Saturday lunch, Saturday dinner, and Sunday breakfast. Units are also highly encouraged to bring a potluck item for the Patrol Potluck Friday evening. If you are providing an item, please label it with the dish name and any dietary information (i.e, dairy content, nut content, animal products).

WEBELOS at Camp

WEBELOS are encouraged to attend Camporee & participate with a Troop. This is a fantastic opportunity to introduce WEBELOS to Scouting. Fees for participating WEBELOS are \$25 each. Adults with WEBELOS will pay the full adult rates of \$30. Every WEBELOS that accompanies a Troop – earns X (5?) points.

Bring a Friend Program

Recruiting opportunity! All BSA members can bring a (non-registered scout) friend to Camporee. Friends can participate with their hosts at the guest fee rate of \$25 each. Every friend that accompanies a UNIT to camp will be rewarded with X (5?) points.

If you bring a friend, bring their medical/permission slip too! All guests, scouts and adults must have BSA medical forms filled out. You can find a link to BSA medical forms on the front page.

OA Staffing Camporee

Any member of the T'Kope Kwiskwis lodge is invited to serve as staff for the Camporee. If you are interested in serving in the Spirit of Cheerful Service, contact the Camporee Director Sophia Keogh. For each currently registered OA Member who volunteers to staff Camporee or attends as a mentor to their units patrol teams a bonus of 5 points per arrowman will be awarded their primary unit.

Adult Training

In the Past - At Camporee, the Lakeshores District has offered IOLS (Introduction to Outdoor Leadership Skills) and BALOO (Basic Adult Leader Outdoor Orientation) classes for adults. The Lake Trails Territory has scheduled IOLS & BALOO for interested Adults at [Camp Pigott](#). Adults who complete IOLS or BALOO on this weekend will earn 5 points per participant for their primary unit of registration.

Driving Directions to Camp Edward

1. From Seattle take I-405 North to Highway 522
2. Take Highway 522 East to its end at the stoplight where it intersects with Highway 2 in Monroe.
3. Take exit for US Hwy 2 East. Merge onto US 2 and drive about .75 miles. A Safeway and McDonalds will be on your left as you drive.
4. Turn LEFT onto Woods Creek Road. A red barn style gas station and deli is on the left corner as you make the turn.
5. Continue approximately 10.3 miles on Woods Creek Road. Every time there is a fork in the road KEEP RIGHT.
6. Turn RIGHT at S. Lake Roesiger Rd.
7. Turn RIGHT of Monroe Camp Road. There's a small Camp Edward sign across the street from the red building w/ the 76-gas sign.
8. Continue down the road until you reach Camp Edward.

GPS

For GPS driving directions, use Camp Edward's physical address:

25600 Monroe Camp Rd, Snohomish, WA 98290

Unit Organization Sheet

2023 Lake Shores District Camporee
April 28th – April 30th

Boy Scout Troop Webelos Pack Crew Unit #: _____

Scoutmaster: _____ SPL: _____

Asst. SM: _____ ASPL: _____

Asst. SM: _____ ASPL: _____

PATROLS

Please list each scout's name on the space below their patrols.
We strongly suggest Patrols consist of between 4 – 8 Scouts.

Patrol Name: _____ Patrol Name: _____

Patrol Leader: _____ Patrol Leader: _____

Asst. Patrol Leader: _____ Asst. Patrol Leader: _____

Patrol Name: _____ Patrol Name: _____

Patrol Leader: _____ Patrol Leader: _____

Asst. Patrol Leader: _____ Asst. Patrol Leader: _____

A copy of this Unit Organization Sheet is required at Check-in. You may also mail it in with your Registration.