



OUTDOOR ETHICS ORIENTATION* (CONDENSED)

CHIEF SEATTLE COUNCIL

PROGRAM & TRAINING CONFERENCE 2024

CLASS 307 : 11:45AM – 12:55PM

Paul Hoeffler

Advisor, Crew 4, Mercer Island

Also...

Outdoor Ethics Trainer
Merit Badge Counselor
L2 Archery Instructor
Pistol Instructor/RSO

Formerly...

Webelos/AOL Den Leader
Troop Committee
ASM/Advancement

P624,T457,T678(G)

feibao@hotmail.com



WELCOME & INTRODUCTION

Around the room:

- Your Name
- Scout unit(s) & role
- What interests you about Outdoor Ethics?



BY THE END OF THE COURSE PARTICIPANTS WILL HAVE KNOWLEDGE OF...

- The Outdoor Code and Outdoor Ethics
- How Leave No Trace, Tread Lightly! and The Land Ethic / Stewardship support the Outdoor Code
- Outdoor Ethics Awareness and Action awards program
- How to locate additional Leave No Trace, Tread Lightly! and BSA outdoor ethics resources
- Opportunities for further training

ALSO...

Outdoor Awareness Award Requirement #5:

“Participate in an outdoor ethics course, workshop, or training activity facilitated by a person who has completed the BSA outdoor ethics orientation course or is a BSA outdoor ethics trainer or master.”

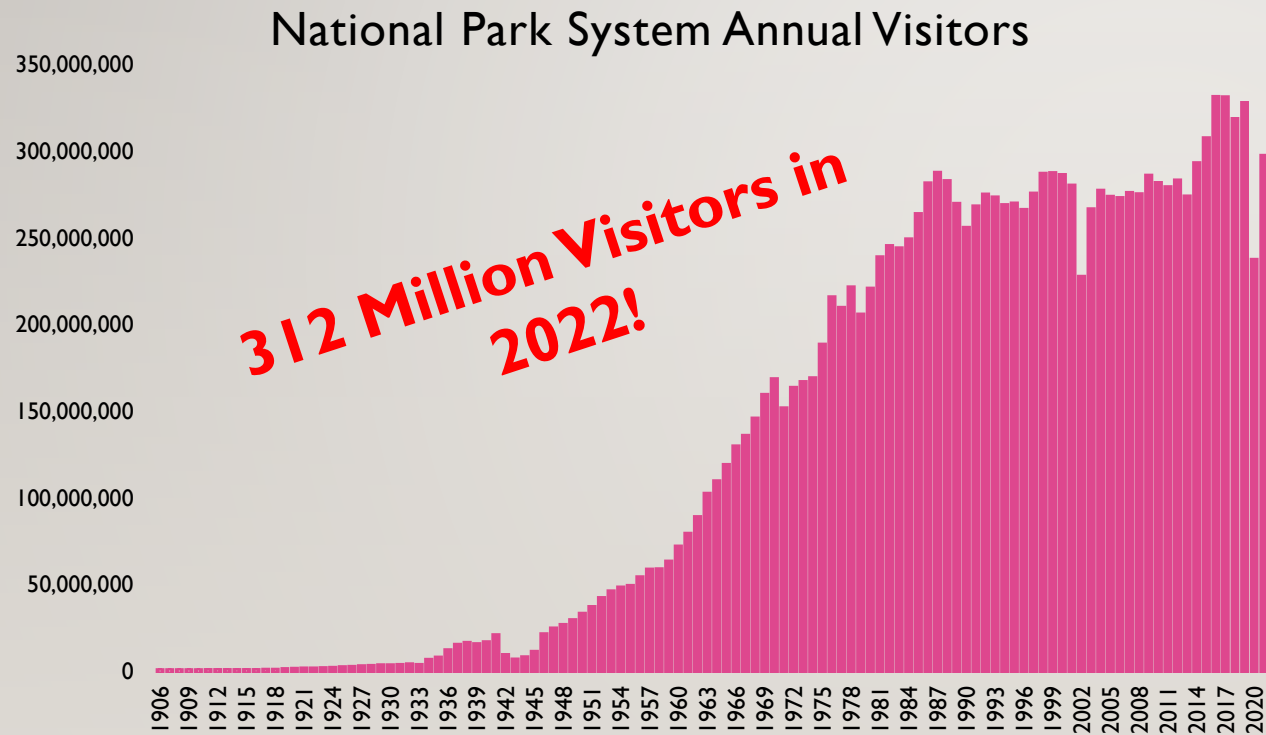
IS AND ISN'T



Full Outdoor Ethics Awareness class is 2 hours

This course is an Introduction to the
concept of Outdoor Ethics

WHY OUTDOOR ETHICS?



BSA MISSION STATEMENT

The mission of the Boy Scouts of America is to prepare young people to make ethical and moral choices over their lifetimes by instilling in them the values of the Scout Oath and Law.

THE “OUTING” IN “SCOUTING”

What do “ethical and moral choices” look like in the outdoors?

OUTDOOR CODE VS LEAVE NO TRACE

What do they state?



Outdoor Code

As an American, I will do my best to:

- Be clean in my outdoor manners.
- Be careful with fire.
- Be considerate in the outdoors.
- Be conservation minded.

Leave No Trace

1. Plan ahead and prepare
2. Travel & camp on durable surfaces
3. Dispose of waste properly
4. Leave what you find
5. Minimize campfire impact
6. Respect wildlife
7. Be considerate of other visitors

TREAD! LIGHTLY



- Primarily concerned with motorized/mechanized activities:
 - Mountain Bikes
 - Motor Bikes
 - ATVs
 - Snowmobiles
- These are generally council-, not unit-, approved activities
 - mountain bikes excepted
- Visit <https://treadlightly.org/> for more info

PUTTING OUTDOOR CODE IN PRACTICE




tread
lightly!®

<https://lnt.org/>

<https://treadlightly.org/>

LAND ETHIC

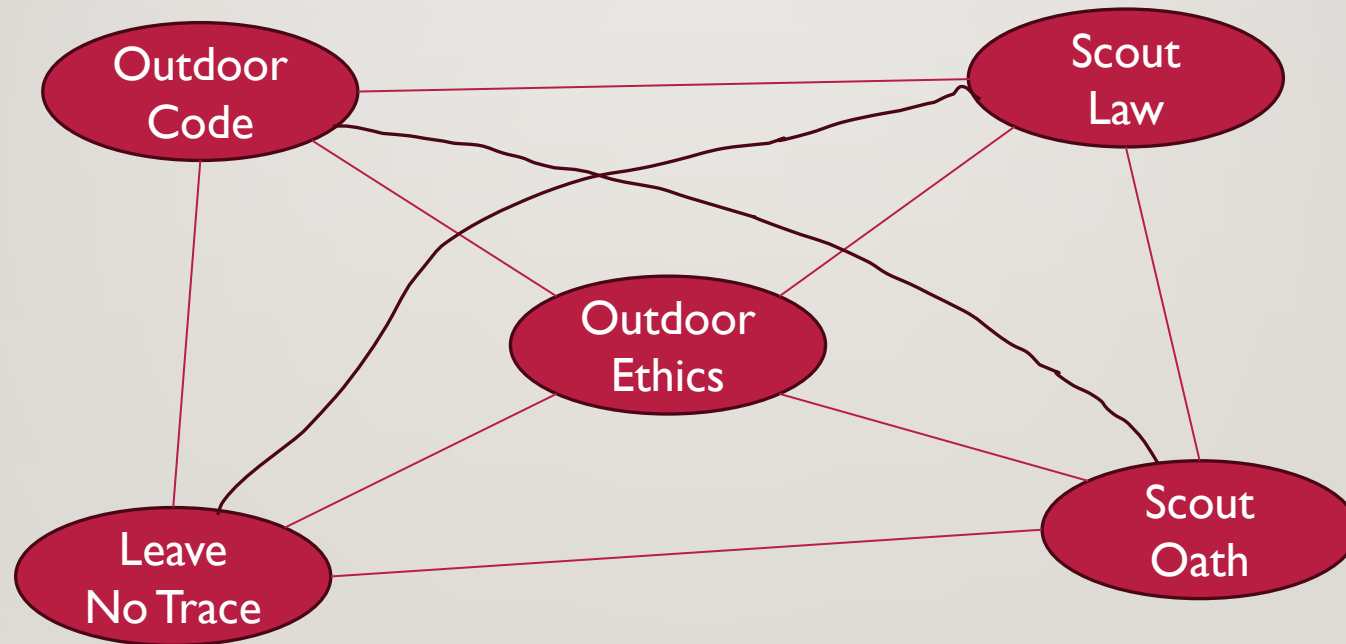


"A thing is right when it tends to preserve the integrity, stability, and beauty of the biotic community. It is wrong when it tends otherwise."

"The land ethic simply enlarges the boundaries of the community to include soils, waters, plants, and animals, or collectively: the land . . . [A] land ethic changes the role of *Homo sapiens* from conqueror of the land community to plain member and citizen of it. It implies respect for his fellow-members, and also respect for the community as such."

-Aldo Leopold, *A Sand County Almanac*, 1949


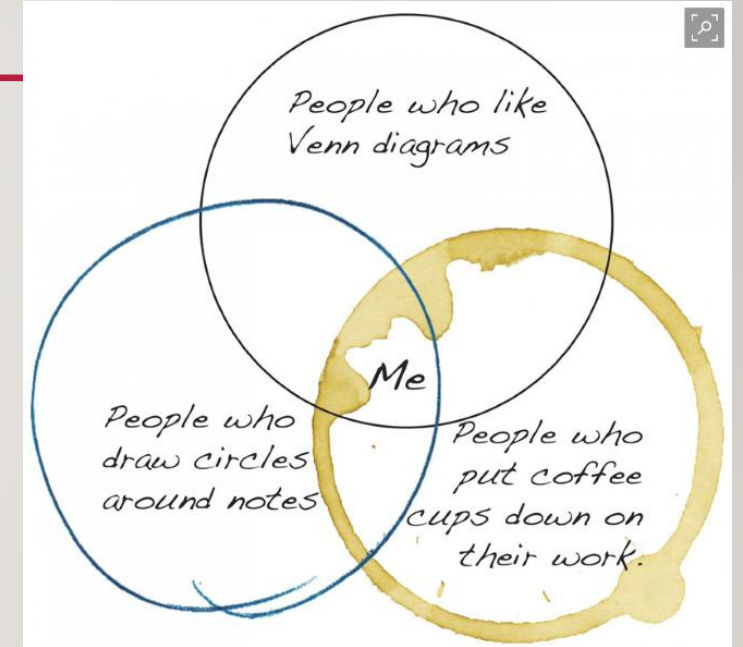
ACTIVITY: HOW DOES IT ALL FIT TOGETHER?





OUTDOOR ETHICS IS FOR EVERYONE!

- Outdoor Ethics Awareness and Action awards for
 - Scouts BSA, Venturing, and Sea Scouts
- Cub Scout Outdoor Ethics Awards (discontinued*)
 - Outdoor Ethics integral part of Cub Scout program



PERCEPTION



=



?

ACTIVITY: OUTDOOR ETHICS GAMES

Source: Bigfoot's Playbook

<https://Int.org/research-resources/bigfoots-playbook/>

A Youth Educator's Guide to Leave No Trace Activities, Games, and Experiential Curriculum

Bigfoot's Playbook is one of Leave No Traces's main resources to connect kids meaningfully to minimum impacts education! Bigfoot's Playbook provides experiential education activities specific to the Seven Principles that help kids understand what it means to Leave No Trace in their lives and their community.

This book is a great resource for camps, schools, and youth programs who are looking to facilitate engaging Leave No Trace activities with kids. Bigfoot's Playbook provides structured activities that help to develop an awareness of and responsibility for practices that have minimum impact on the environment.



Bigfoot's Playbook Features:

- [Downloadable Activity Materials](#) including everything you need to teach the activities from the book
- 38 activities





LEAVE NO TRACE

	Principle	Cub's Version
1	Plan ahead and prepare	Know before you go
2	Travel and Camp on Durable Surfaces	Choose the right path
3	Dispose of Waste Properly	Trash your trash
4	Leave What You Find	Leave what you find
5	Minimize campfire impacts	Be careful with fire
6	Respect wildlife	Respect wildlife
7	Be considerate of other visitors	Be kind to other visitors

LEAVE NO TRACE HAND SIGNALS

Seven Principles Hand Signs for Youth



<https://youtu.be/nUQdXG3QlxA>

OUTDOOR ETHICS AWARDS

- <https://www.scouting.org/outdoor-programs/outdoor-ethics/awards/>



Outdoor Ethics Awareness Award



Outdoor Ethics Action Award



OUTDOOR ETHICS AWARENESS AWARD

Requirements

1. Recite from memory and explain the meaning of the Outdoor Code.
2. Watch the National Park Service Leave No Trace video. (~10 min.)
3. Complete the Leave No Trace online course. (~30 min.)
4. Complete the Tread Lightly! online course. (~30 min.)
5. Participate in an outdoor ethics course, workshop, or training activity facilitated by a person who has completed the BSA outdoor ethics orientation course or is a BSA outdoor ethics trainer or master.



OUTDOOR ETHICS AWARENESS ACTIVITY

- Age of Intended Audience
- Keep it Simple, Make it Fun!
- “Fun with a purpose”
- Games
- Service Projects
- Camp “Oh-No!”



4. Leave What You Find

5. Minimize Campfire Impact

6. Respect Wildlife

7. Be Considerate of Others

3. Dispose of Waste Properly

2. Travel & Camp on Durable Surfaces

1. Plan Ahead and Prepare

Bonus - How to Make a Firestarter!

Learn How to Tie A Bowline

Scout Name _____ Den _____



OUTDOOR ETHICS ACTION AWARD (SCOUTS)



Scout Action Award Requirements

1. Do the following:
 1. Unless already completed, earn the Outdoor Ethics Awareness Award.
 2. Complete the BSA outdoor ethics orientation course.
 3. Explain how each of the four points of the **Outdoor Code** guides your actions when outdoors.
2. Do the following:
 1. Read Chapter 7 of the *Scouts BSA Handbook* on Outdoor Ethics.
 2. Teach a skill related to the Outdoor Code or Leave No Trace to another Scout in your troop or another Scouting unit.
3. Complete one of the following:
 1. Successfully complete a term as your troop Outdoor Ethics Guide.
2. Participate in an outing that emphasizes the complete set of **Leave No Trace** or relevant **Tread Lightly!** principles. All members of the troop participating in the outing should use the outdoor ethics and the specific skills needed to minimize impacts from their use of the outdoors.
4. Follow the Outdoor Code, Leave No Trace, and Tread Lightly! principles on three outings. Write a paragraph on each outing explaining how you followed the Outdoor Code, Leave No Trace, and Tread Lightly! Share it with your unit leader or an individual who has completed the BSA outdoor ethics orientation course.
5. On a troop outing, help your troop on a service activity that addresses recreational impacts related to the type of outing. The project should be approved in advance by the landowner or land manager and lead to permanent or long-term improvements.
6. Participate in a report at a court of honor or similar family event on the service activity in Requirement 5.

OUTDOOR ETHICS ACTION AWARD (SCOUTER)




Scouter Action Award Requirements

1. Do the following:
 1. Earn the Outdoor Ethics Awareness Award.
 2. Complete the BSA outdoor ethics orientation course.
 3. Discuss with your troop how each of the four points of the **Outdoor Code** guides your actions when outdoors.
2. Read the *North American Skills & Ethics* booklet to learn about the **principles of Leave No Trace**. Review the principles of Tread Lightly! Review Chapter 7 of the *Scouts BSA Handbook* and *Fieldbook* chapters about Leave No Trace, using stoves and campfires, hygiene and waste disposal, and traveling and camping in special environments.
3. Facilitate your troop's leadership in planning and leading an outing that emphasizes the complete set of Leave No Trace or Tread Lightly! principles. All members of the troop participating in the outing should use outdoor ethics and the specific skills to minimize impacts from their use of the outdoors.
4. Help plan and participate in at least three outings where your troop can follow the Outdoor Code and practice the principles of Leave No Trace and Tread Lightly! Facilitate a discussion at the end of the outings.
5. Assist your unit in arranging for a service project emphasizing outdoor ethics with a local landowner or land manager. The project must be approved by the landowner or land manager in advance. Participate in that project. The project should lead to permanent or long-term improvements.
6. Make, or facilitate youth in making, a presentation at a roundtable or similar gathering about what your troop did for Requirement 4.
7. Help at least three Scouts earn the youth Outdoor Ethics Action Award.

REAL WORLD EXAMPLE





Fun Fact: 100% complete rate for the den

We completed all the requirements via a den meeting, a pack meeting, a few hikes and a pack campout.

Events were timed to cover all of them over a 2 month time span.



Paul's Leave No Trace and Outdoor Code – Training
<https://drv.ms/p/s!AIZIYSKdolaI0lkjmU-pxLdIYCc3tg?e=hr4lwz>

OTHER AWARDS AND ADVANCEMENT



1c: Tell how you practiced the Outdoor Code on a campout or outing

2b: While on a campout, demonstrate the appropriate method of safely cleaning items used to prepare, serve, and eat a meal.

4c: Tell what you can do while on a campout or other outdoor activity to prevent or reduce the occurrence of injuries or exposure listed in Tenderfoot requirements 4a and 4b.

5b: Describe what to do if you become lost on a hike or campout

OTHER AWARDS AND ADVANCEMENT



1b: Explain the principles of Leave No Trace and tell how you practiced them on a campout or outing. This outing must be different from the one used for Tenderfoot requirement 1c.

1c. On one of these campouts, select a location for your patrol site and recommend it to your patrol leader, senior patrol leader, or troop guide. Explain what factors you should consider when choosing a patrol site and where to pitch a tent.

2a. Explain when it is appropriate to use a fire for cooking or other purposes and when it would not be appropriate to do so.


2c. At an approved outdoor location and time, use the tinder, kindling, and fuel wood from Second Class requirement 2b to demonstrate how to build a fire. Unless prohibited by local fire restrictions, light the fire. After allowing the flames to burn safely for at least two minutes, safely extinguish the flames with minimal impact to the fire site.

2d. Explain when it is appropriate to use a lightweight stove and when it is appropriate to use a propane stove. Set up a lightweight stove or propane stove. Light the stove, unless prohibited by local fire restrictions. Describe the safety procedures for using these types of stoves.

4. Identify or show evidence of at least 10 kinds of wild animals (such as birds, mammals, reptiles, fish, or mollusks) found in your local area or camping location. You may show evidence by tracks, signs, or photographs you have taken.

OTHER AWARDS AND ADVANCEMENT

Changed as of Aug 1, 2022



~~1b: Explain each of the principles of Tread Lightly! and tell how you practiced them on a campout or outing. This outing must be different from the ones used for Tenderfoot requirement 1c and Second Class requirement 1b.~~

1b: Explain why the Outdoor Code and Leave No Trace principles are important for protecting the outdoors.

2d: Demonstrate the procedures to follow in the safe handling and storage of fresh meats, dairy products, eggs, vegetables, and other perishable food products. Show how to properly dispose of camp garbage, cans, plastic containers, and other rubbish.

3a: Discuss when you should and should not use lashings.

5a: Identify or show evidence of at least 10 kinds of native plants found in your local area or campsite location. You may show evidence by identifying fallen leaves or fallen fruit that you find in the field, or as part of a collection you have made, or by photographs you have taken.

5b: Identify two ways to obtain a weather forecast for an upcoming activity. Explain why weather forecasts are important when planning for an event.

9b: Investigate an environmental issue affecting your community. Share what you learned about that issue with your patrol or troop. Tell what, if anything, could be done by you or your community to address the concern



OUTDOOR ETHICS GUIDE

Outdoor Ethics Guide Duties

1. Explain and Demonstrate Advancement Requirements
2. Help your unit plan and conduct an effective Outdoor Ethics program.
3. Prepare Den Chiefs to share principles
4. Help scouts to understand and plan conservation activities
5. Encourage scouts to complete Outdoor Ethics awards and merit badges
6. Complete Self-Evaluation

<https://www.scouting.org/outdoor-programs/outdoor-ethics-guide/>

OTHER AWARDS AND ADVANCEMENT

National Outdoor Awards: Conservation

<https://www.scouting.org/programs/scouts-bsa/advancement-and-awards/noa/>



<https://www.scouting.org/outdoor-programs/conservation-and-environment/conservation-awards-and-recognitions/>

OUTDOOR ETHICS ADVISOR

Functions of the Advisor

A strong outdoor ethics presence in Scouting was intentionally embedded into our outdoor experiences because we needed it. Your role is to help the outdoor ethics guide answer questions on how Scouts actually practice the Outdoor Code. The following are the main areas in which you will be guiding and engaging your outdoor ethics guide:

- **Removing barriers and opening doors**

- **Planning**

- **Execution**

- Coaching

- Scenarios

- Teachable moments

- Authority of the resource

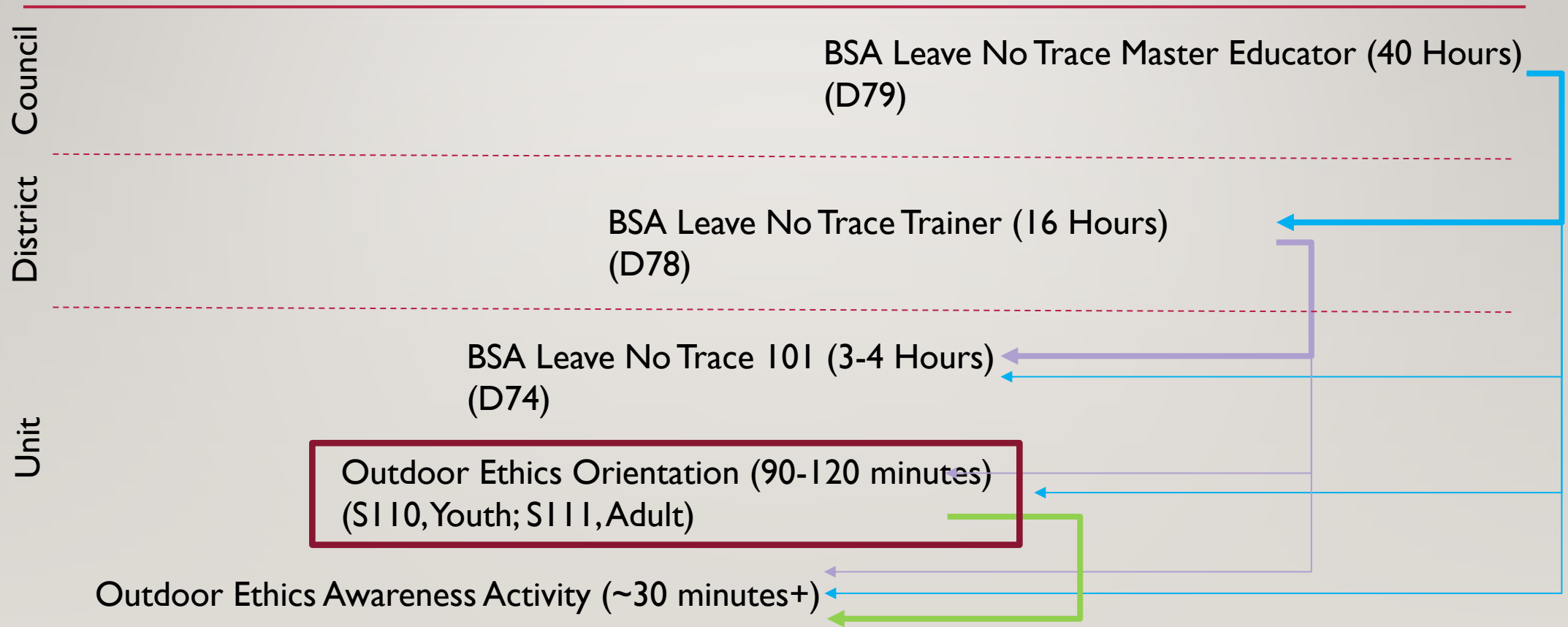
- Conservation

- **Evaluation**

<https://filestore.scouting.org/filestore/outdoorethicsguide/pdf/OutdoorEthicsGuide.pdf>


OUTDOOR ETHICS TRAINING

<http://outdoorethics-bsa.org/training/>



TRAINING

[HTTPS://OUTDOORETHICS-BSA.ORG/TRAINING/](https://outdoorethics-bsa.org/training/)



Leave No Trace Level I Trainer

December 7th & 8th (Sat/Sun)

Allows you to teach 2-hour OE class

<https://scoutingevent.com/606-LNT24>

BSA: <https://training.scouting.org/>



Camping and Outdoor Chair (4m)

Preparing Families for Outdoor Adventures (4m)

Intro to Cub Scout Outdoor Program (5m)

Outdoor Ethics (8m)

Outdoor Programs (10m)

Planning Your Cub Scout Outdoor Event (17m)

MORE RESOURCES

- BSA Outdoor Ethics: <https://www.scouting.org/outdoor-programs/outdoor-ethics/>
- Center for Outdoor Ethics (Leave No Trace): <https://lnt.org/>
- TREAD Lightly!: <https://treadlightly.org/>
- Aldo Leopold Foundation: <https://www.aldoleopold.org/>

WHAT NEXT?



What Outdoor Ethics action(s) do you think you'll take in the next 30 days? 90 days? 1 year?

What challenges might you face, and how could you overcome them?

QUESTIONS?

