

**Den Chief Training**

Dr. Randy Ogata  
 PTC Course #101  
 Chief Seattle Council  
 (206) 920-5943  
 Reikoyumi@yahoo.com

1

---

---

---

---

---

---

---

---

**Den Chief Pledge**

- I promise to help the Lions, Tigers, Cub Scouts, or WEBELOS in my den to the best of my ability; to encourage, guide, and protect them in all den and pack activities.
- I will strive to be prompt and dependable, and to cooperate with the leaders in carrying out the den program.
- As they become eligible, I will encourage scouts in the den to join the den of the next rank in Cub Scouting or to join a Scouts BSA Troop.

2

---

---

---

---

---

---

---

---

**What is our Purpose?**

- Help you become a better Den Chief
- Develop & Refine Leadership Skills
- Transitioning from Troop to Pack "Think"
- Learn about Cub Scouts
- HAVE FUN!

3

---

---

---

---

---

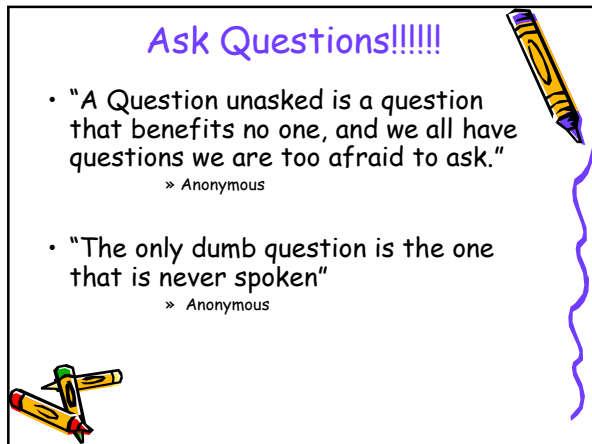
---

---

---

**Ask Questions!!!!!!**

- "A Question unasked is a question that benefits no one, and we all have questions we are too afraid to ask."  
» Anonymous
- "The only dumb question is the one that is never spoken"  
» Anonymous



---

---

---

---

---

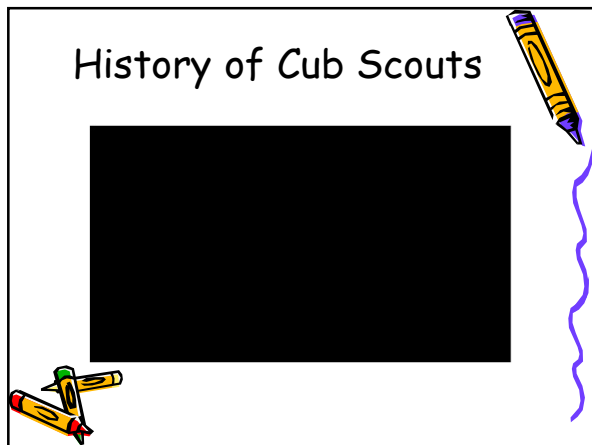

---

---

---

4

**History of Cub Scouts**



---

---

---

---


---

---


---

---

5



**Training Scenarios**



---

---

---

---

---

---

---

---

6



**Den Chief Training**  
Chief Seattle Council (609)  
PTC Course #101  
Dr. Randy Ogata  
(206) 920-5943  
Reikoyumi@yahoo.com

---

---

---

---

---

---

---

---

7



PACK 624  
MERCER ISLAND, WA

---

---

---

---

---

---

---

---

8

You are asked by your den leader to conduct a uniform inspection of the den. The den leader's son is a member of the den and gets a perfect score on the inspection, after the inspection a cub scout accuses you of favoring the den leader's son.

**How do you Resolve this?**

---

---

---

---

---


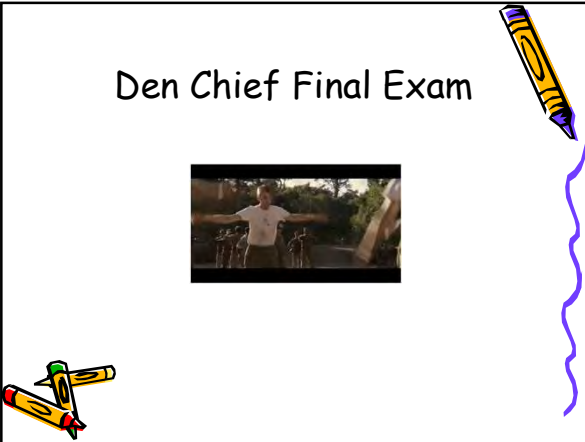
---

---

---

9

**Den Chief Final Exam**

10

---

---

---

---

---

---

---

---

**Job as a Den Chief**

- Assist Den Leaders with Meetings
- Assist Cub Scouts in Advancements
- Help Cub Scouts become Self-Sufficient
- Set a Good Example

Inspire Cub Scouts to become Scouts (Join Scouts BSA)



11

---

---

---

---

---

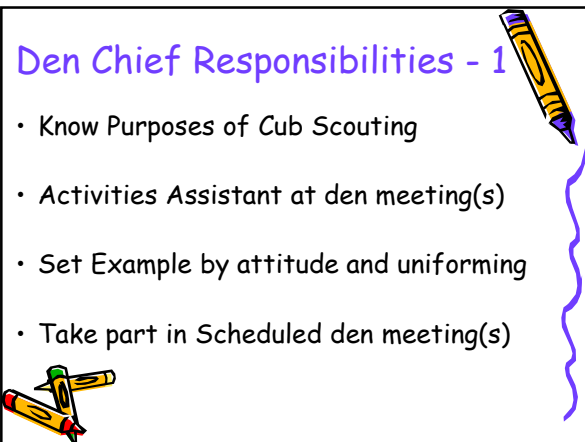
---

---

---

**Den Chief Responsibilities - 1**

- Know Purposes of Cub Scouting
- Activities Assistant at den meeting(s)
- Set Example by attitude and uniforming
- Take part in Scheduled den meeting(s)



12

---

---

---

---

---

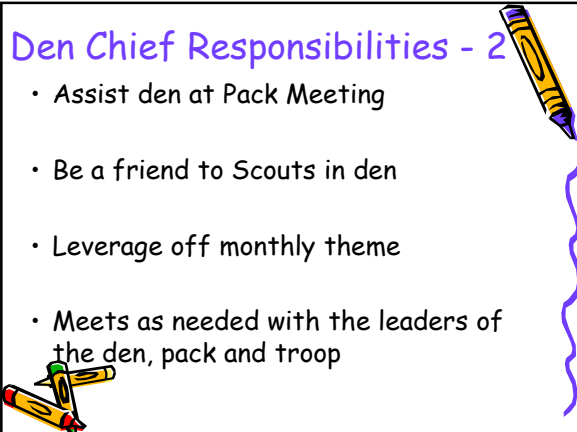
---

---

---

### Den Chief Responsibilities - 2

- Assist den at Pack Meeting
- Be a friend to Scouts in den
- Leverage off monthly theme
- Meets as needed with the leaders of the den, pack and troop



---

---

---

---

---

---

---

---

13

### Den Chief Responsibilities



---

---

---

---


---

---


---

---

14



### Training Scenarios



---

---

---

---


---

---

---

---

15



16

---

---

---

---

---

---

---

---



17

---

---

---

---

---

---

---

---

You are officiating a game of dodge ball, during the game a WEBELOS accuses another WEBELOS on the other team of cheating. You did not see what happened.

**How do you Resolve this?**

18

---

---

---

---


---

---

---

---

Dodge Ball Rules "Bylaws"




19

---

---

---

---

---

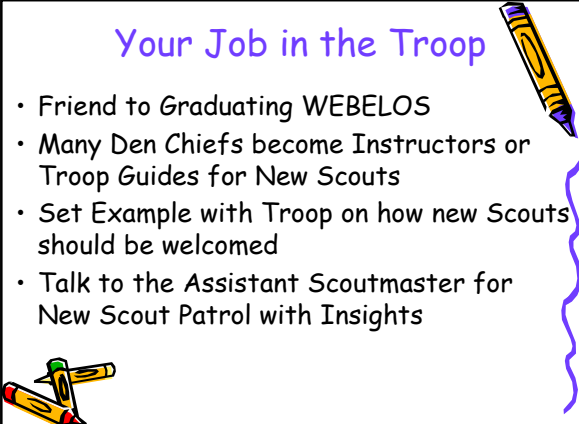
---

---

---

Your Job in the Troop

- Friend to Graduating WEBELOS
- Many Den Chiefs become Instructors or Troop Guides for New Scouts
- Set Example with Troop on how new Scouts should be welcomed
- Talk to the Assistant Scoutmaster for New Scout Patrol with Insights



20

---

---

---

---

---

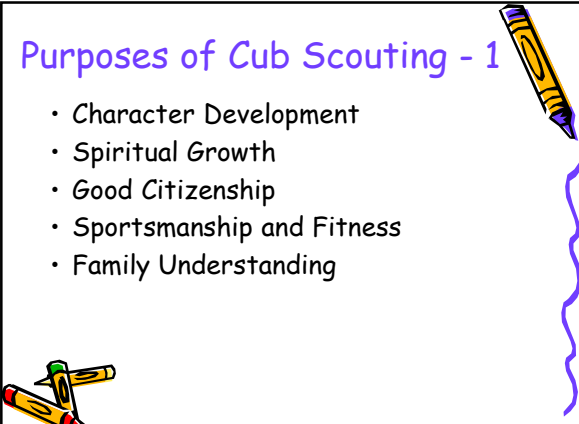
---

---

---

Purposes of Cub Scouting - 1

- Character Development
- Spiritual Growth
- Good Citizenship
- Sportsmanship and Fitness
- Family Understanding



21

---

---

---

---

---

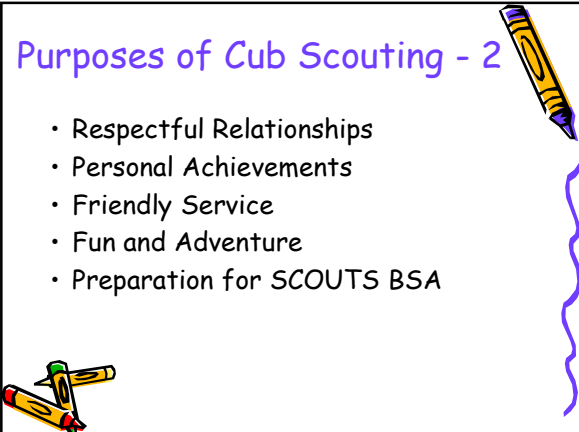
---

---

---

### Purposes of Cub Scouting - 2

- Respectful Relationships
- Personal Achievements
- Friendly Service
- Fun and Adventure
- Preparation for SCOUTS BSA



22

---

---

---

---

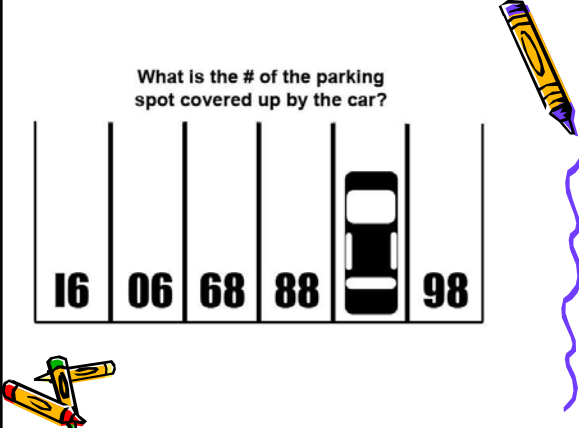
---

---

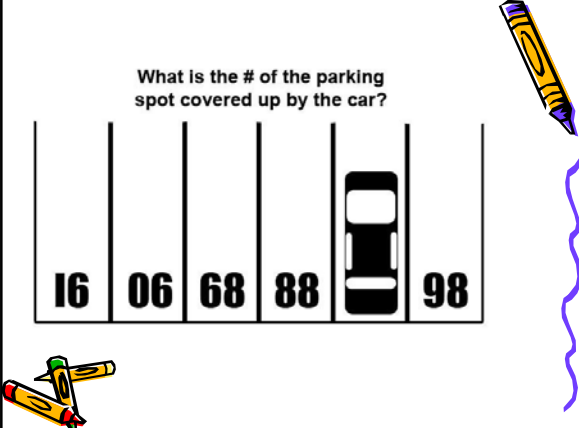
---

---

What is the # of the parking spot covered up by the car?



16 06 68 88 98



23

---

---

---

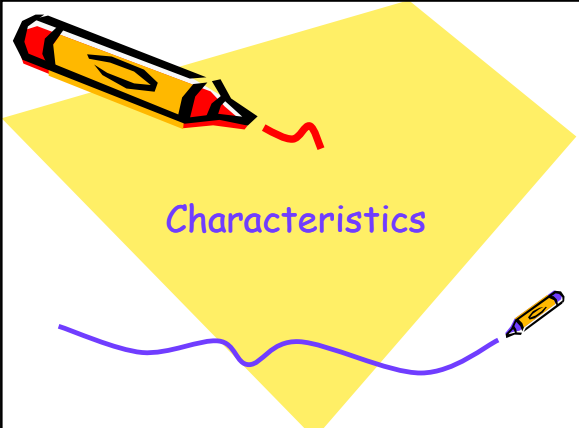
---

---

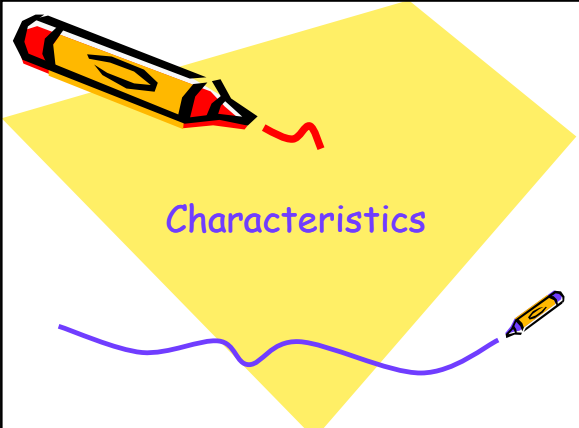
---

---

---



Characteristics



24

---

---

---

---

---

---

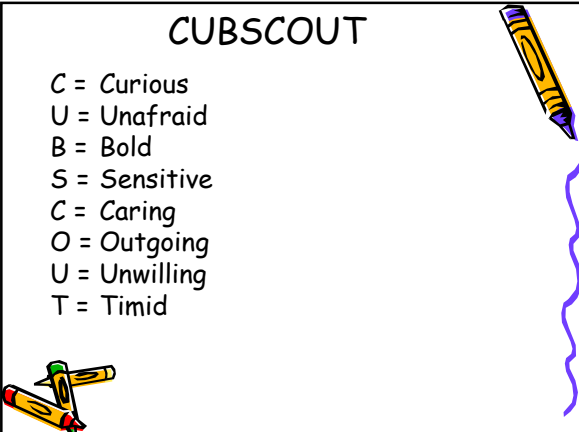
---

---



**CUBSCOUT**

C = Curious  
U = Unafraid  
B = Bold  
S = Sensitive  
C = Caring  
O = Outgoing  
U = Unwilling  
T = Timid



25

---

---

---

---



---

---

---

---

**Becoming a Cub Scout**



26

---

---

---

---

---

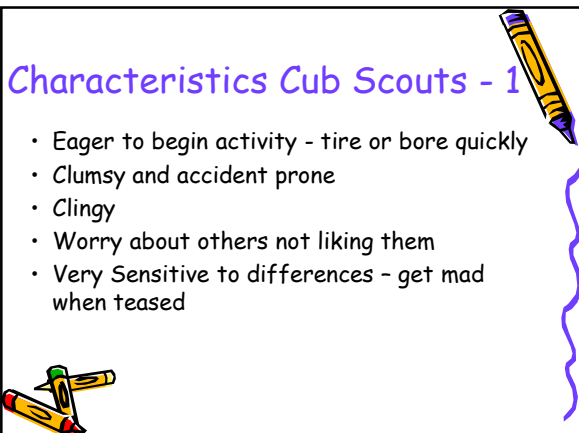
---

---

---

**Characteristics Cub Scouts - 1**

- Eager to begin activity - tire or bore quickly
- Clumsy and accident prone
- Clingy
- Worry about others not liking them
- Very Sensitive to differences - get mad when teased



27

---

---

---

---

---

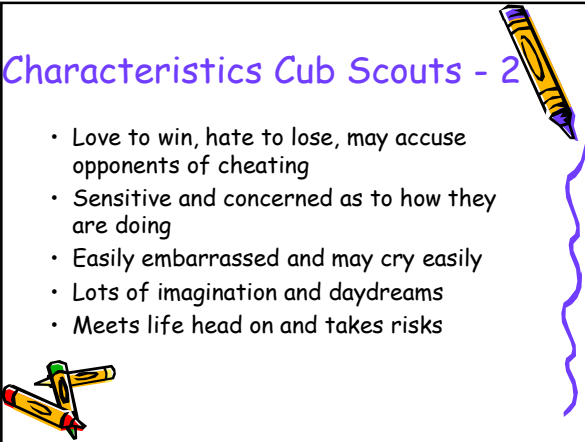
---

---

---

### Characteristics Cub Scouts - 2

- Love to win, hate to lose, may accuse opponents of cheating
- Sensitive and concerned as to how they are doing
- Easily embarrassed and may cry easily
- Lots of imagination and daydreams
- Meets life head on and takes risks



28

---

---

---

---

---

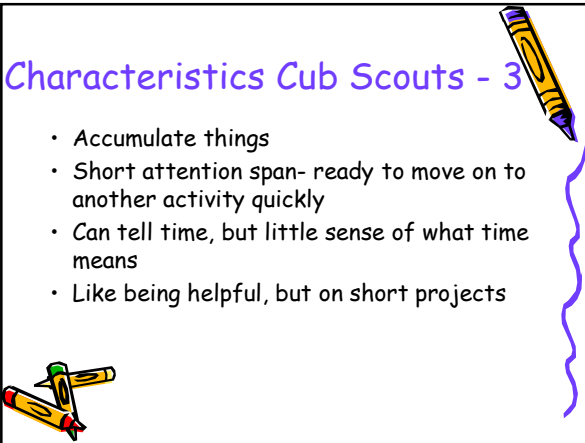
---

---

---

### Characteristics Cub Scouts - 3

- Accumulate things
- Short attention span- ready to move on to another activity quickly
- Can tell time, but little sense of what time means
- Like being helpful, but on short projects



29

---

---

---

---

---

---

---

---

### What will replace Question Mark?

If

$2+1=23$

$3+1=34$

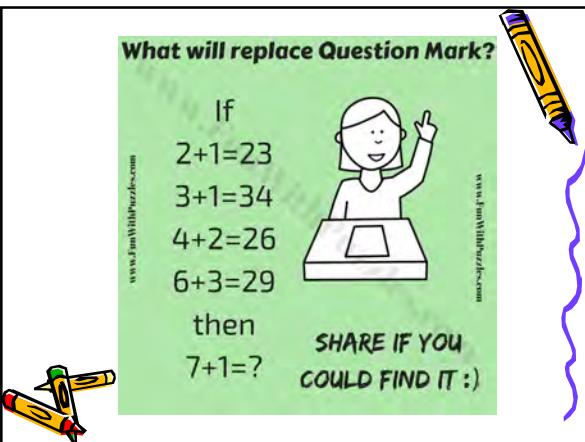
$4+2=26$

$6+3=29$

then

$7+1=?$

SHARE IF YOU COULD FIND IT :)



30

---

---

---

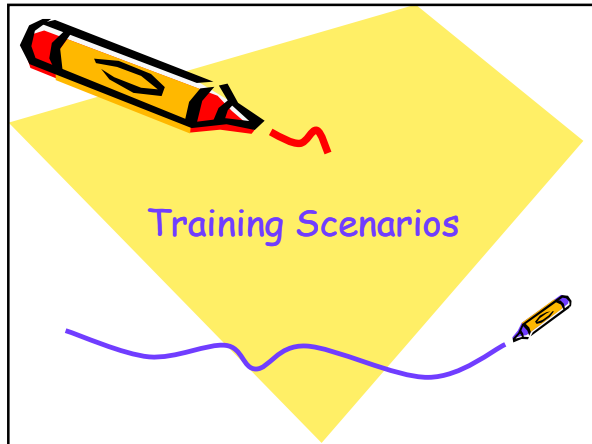
---

---

---

---

---



31

---

---

---

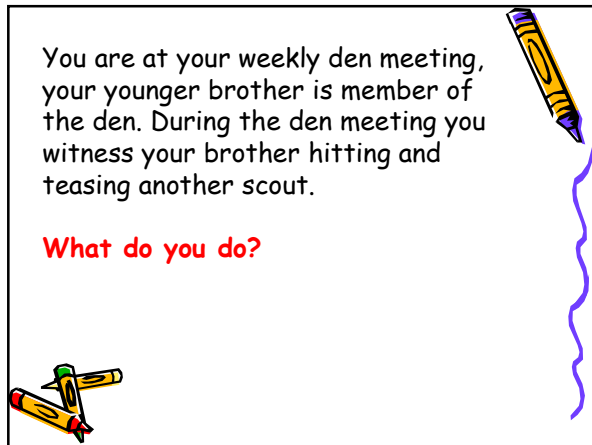
---

---

---

---

---



32

---

---

---

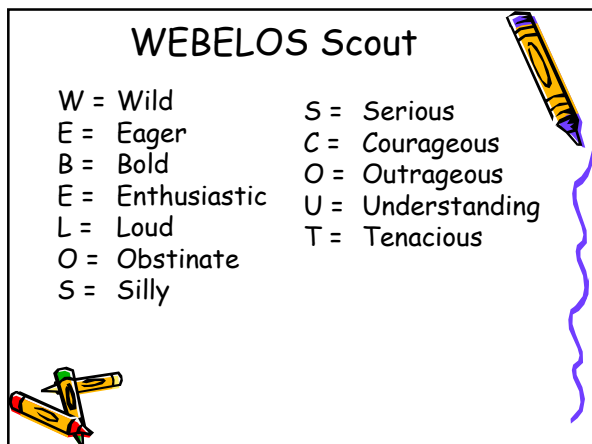
---

---

---

---

---



33

---

---

---


---

---

---

---

---



34

---

---

---

---

---

---

---

---

**CHORUS, but which one?**

The Window, the second story window -  
 With a Heave and a Ho and a mighty  
 thrown they Threw it (him/her/them) out  
 the window, the window

The Window, the second story window -  
 High-Low, Low- High they Threw it (him  
 /her/them) out the window, the window

35

---

---

---

---

---

---

---

---

Hey Diddle Diddle, The cat and the fiddle  
 The cow jumped over the moon  
 The little dog laughed to see such sport  
 AND THREW IT OUT THE WINDOW

Little Miss Muffet, Sat on a tuffet  
 Eating her curds and whey  
 Along came a spider who sat down beside her  
 AND THREW HER OUT THE WINDOW

Hickory Hickory Dock  
 The mouse went up the clock  
 The clock struck one  
 The mouse ran down  
 AND THREW IT OUT THE WINDOW

Georgie Porgie, pudding and pie  
 Kissed the girls and made them cry  
 When the boys came out to play  
 HE THREW THEM OUT THE WINDOW

36

---

---

---

---

---

---

---

---

### Characteristics WEBELOS - 1

- More stamina
- Better control of body
- Independent and takes responsibility
- Devoted to friends
- Beginning to understand differences
- Dislikes criticism and teasing, but more tolerant



37

---

---

---

---

---

---

---

---

### Characteristics WEBELOS - 2

- Keen sense of rules
- Beginning to understand between intentional and accidental rule breaking
- Like praise, but don't want to be singled out
- A little more control of emotions
- Have planning skills; thinks through projects



38

---

---

---

---

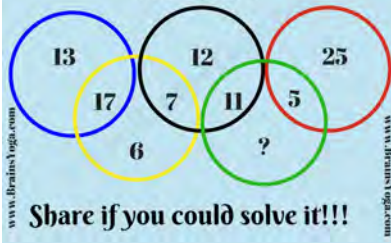
---

---

---

---

Can You Find the Missing Number?



Share if you could solve it!!!



39

---

---

---

---

---

---

---

---

First Day as Den Chief?

40

---

---

---

---

---

---

---

---

Characteristics WEBELOS - 3

- Becoming specialized in what they like to do
- Collecting becomes a hobby, although it shifts from one thing to another; more focused
- Like to be a part of planning projects, campouts; more organized

41

---

---

---

---

---

---

---

---

Characteristics WEBELOS - 4

- Improved time management skills
- Like being helpful; can take on more challenging projects

42

---

---

---

---

---



---

---

---

### BOMBS AWAY

- Cup with 1x Penny, Nickel, Dime & Quarter
- Chopsticks, Egg Carton, Sharpie or Pen
- 4x Middle spots are 1pt
- 2x to either side of the middle are 3pt
- 2x farthest out are 5pt
- Egg Carton on the ground between your feet
- HIGHEST POINT TOTAL using 4 Coins

43

---

---

---

---

---

---

---

---

### GAMES for Cubs






44

---

---

---

---

---



---

---

---

A PWD Car is setting new land speed records. Scout "A" is bragging about winning the "piston cup". The other Scouts in the den are complaining that this is UNFAIR - scout rarely makes den meetings, did not attend the Pack PWD Build Party and his father wouldn't let Scout "A" touch "his" car during weigh in & inspection...

**How Would you Handle this?**

45

---

---

---


---

---

---

---

---



46

---

---

---

---

---

---

---

---

### Working with the Adults

- You need to have the right attitude to be a Den Chief
  - Listen
  - Offer suggestions
  - Show a good example
  - Learn and be Learned from
  - Call Ahead if there are any problems (sick, homework)

47

---

---

---

---

---

---

---

---

### Pinewood Derby

48

---

---

---

---

---

---

---

---



### Parts of a Meeting

- Pre Meeting
  - Designed to allow the leader to take attendance and dues
  - Fellowship
  - Fun



49

---

---

---

---

---

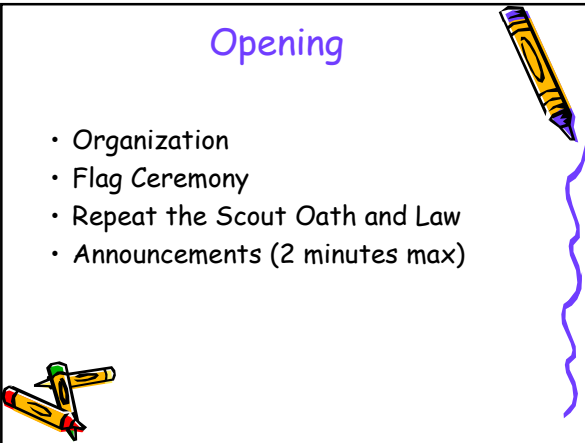
---

---

---

### Opening

- Organization
- Flag Ceremony
- Repeat the Scout Oath and Law
- Announcements (2 minutes max)



50

---

---

---

---

---

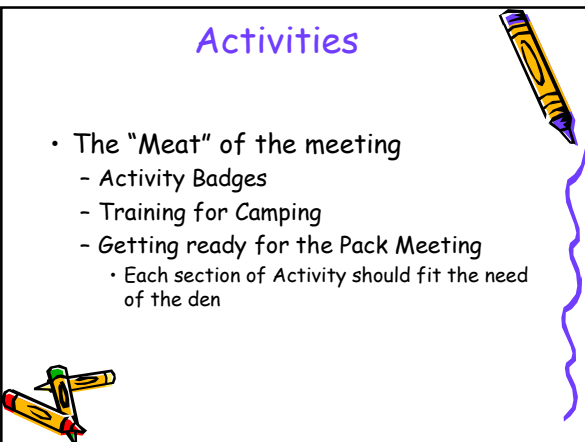
---

---

---

### Activities

- The "Meat" of the meeting
  - Activity Badges
  - Training for Camping
  - Getting ready for the Pack Meeting
    - Each section of Activity should fit the need of the den



51

---

---

---

---

---

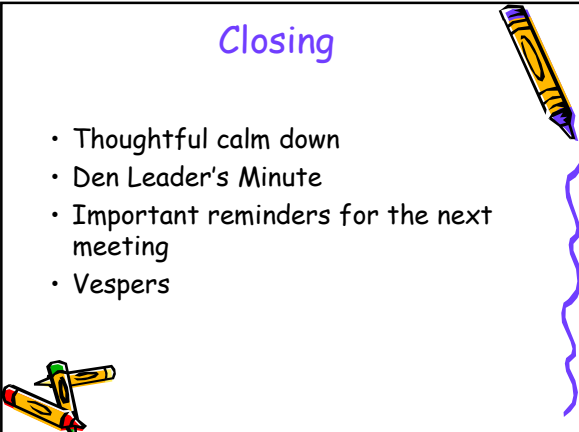
---

---

---

**Closing**

- Thoughtful calm down
- Den Leader's Minute
- Important reminders for the next meeting
- Vespers



52

---

---

---

---



---

---

---

---

**Scout Vespers**



53

---

---

---

---

---

---

---

---

**Post Meeting**

- A Post meeting discussion of
  - Right Things
  - Wrong Things
  - How to Improve
  - Quick Plan for the next meeting



54

---

---

---

---

---

---

---

---



55

---

---

---

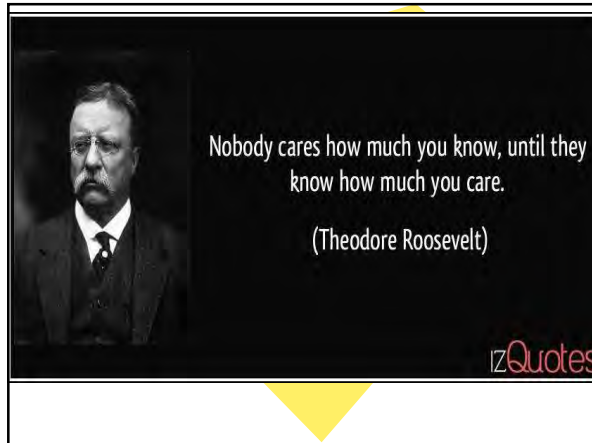
---

---

---

---

---



56

---

---

---

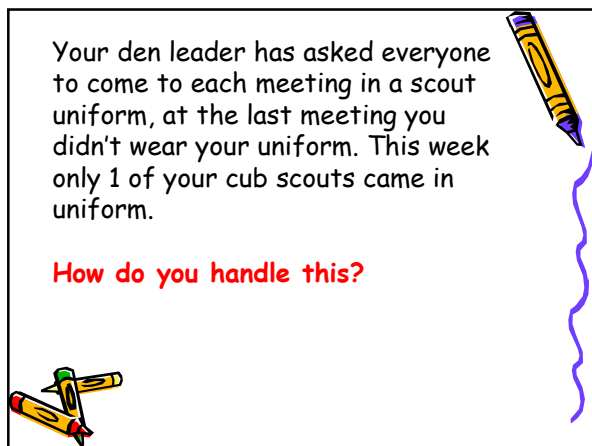
---

---

---

---

---



57

---

---

---

---

---

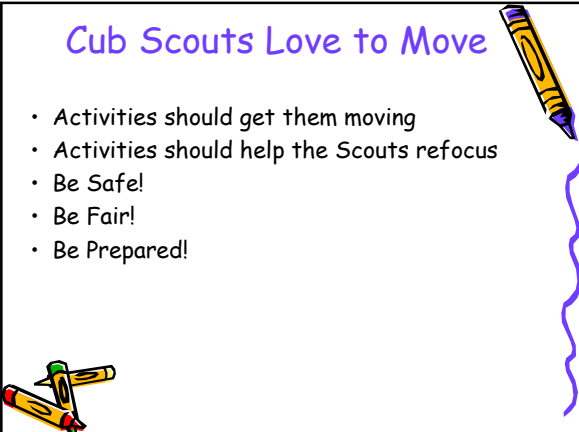
---

---

---

### Cub Scouts Love to Move

- Activities should get them moving
- Activities should help the Scouts refocus
- Be Safe!
- Be Fair!
- Be Prepared!



58

---

---

---

---

---

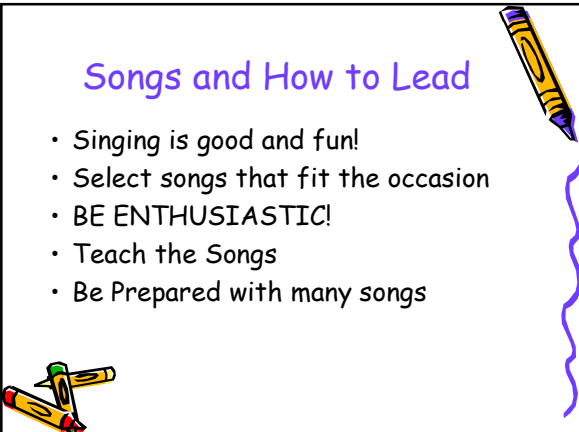
---

---

---

### Songs and How to Lead

- Singing is good and fun!
- Select songs that fit the occasion
- BE ENTHUSIASTIC!
- Teach the Songs
- Be Prepared with many songs



59

---

---

---

---



---

---

---

---

### Johnny Verbeck

60

---

---

---

---

---



---

---

---

### Games - 1

- Games are different than activities
  - Games are "fun" and may not have a learning purpose
- Know 5 Go To games and rotate them (no staleness)
- Be Prepared! (notice a theme here)

61

---

---

---

---

---


---

---

---

### Games -2

- Introducing and Running Games
  - Name the Game
  - Explain the Rules (and stick by them)
  - Demonstrate (EDGE)
  - Questions
  - Run the Game




62

---

---

---

---

---

---

---

---

### Sports

- Understand the Sport
- Know the Rules
- Help Coach the players; don't play with them
- Watch for fairness; especially in choosing sides




63

---

---

---

---

---

---

---

---

**Game & Skit Ideas**





64

---

---

---

---

---




---

---

---

**Review Check List**

- K.I.S.S.
  - Keep It Simple and Safe
- **MAKE IT FUN!**
- Keep it age correct
  - Lions can't do what WEBELOS can

65

---

---

---

---

---



---

---

---

**Ready, Set, Go Lead!**

- **Ready**
  - Be prepared
  - Have the supplies and equipment
  - Practice before the den meeting
- **Set**
  - Instructions - Clear but brief
  - Ground Rules
  - Demonstrate
- **Go Lead**
  - Oversee the activity
  - Maintain Control
  - Afterward Discuss how it went

66

---

---

---

---

---

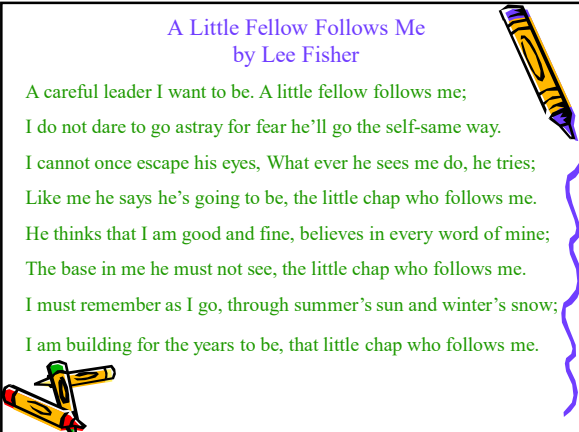
---

---

---

**A Little Fellow Follows Me**  
by Lee Fisher

A careful leader I want to be. A little fellow follows me;  
I do not dare to go astray for fear he'll go the self-same way.  
I cannot once escape his eyes, What ever he sees me do, he tries;  
Like me he says he's going to be, the little chap who follows me.  
He thinks that I am good and fine, believes in every word of mine;  
The base in me he must not see, the little chap who follows me.  
I must remember as I go, through summer's sun and winter's snow;  
I am building for the years to be, that little chap who follows me.



67

---

---

---

---

---

---



---

---

---

---

**Family Scouting**  
**Scouts BSA**



68

---

---

---

---

---

---

---

---

---

---

**Demonstrations**

- Songs
- Activities (Knots)
- Game
- Crafts Project
- Skits



69

---

---

---

---

---

---

---

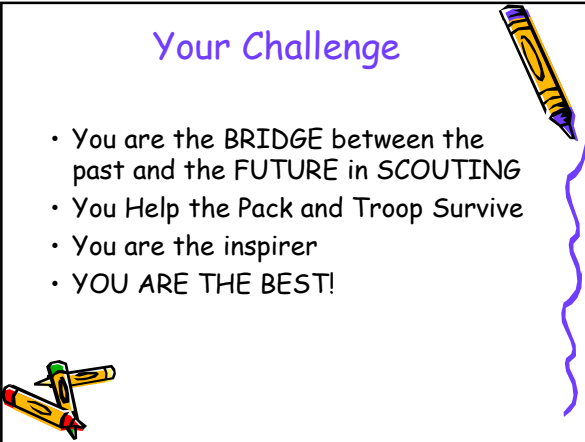
---

---

---

**Your Challenge**

- You are the BRIDGE between the past and the FUTURE in SCOUTING
- You Help the Pack and Troop Survive
- You are the inspirer
- YOU ARE THE BEST!



70

---

---

---

---

---

---

---

---

**Leadership Awards and Recognition**

- Rank Advancement
- Den Chief Badge of Office
- Den Chief Cord
  - Cubs
  - WEBELOS
- Trained Patch
- Den Chief Service Award



71

---

---

---

---

---

---

---

---

**Trainings SCOUTS BSA**

1. TTFC = Trail to First Class
2. ILST = Introduction to Leadership Skills for Troops
3. Den Chief Training
4. NYLT = National Youth Leadership Training



72

---

---

---

---

---

---



---

---



### Trainings SCOUTS BSA

1. CIT = Counselor in Training
2. OA = Order of the Arrow
3. Camp Counselor
4. NAYLE = National Advanced Youth Leadership Experience
5. KODIAK =



---

---

---

---

---




---

---

---

73

### NYLT



---

---

---

---

---

---



---

---

74

### Akela's Council - 1

- Meet with Den Leader to help Plan your part in the den meeting program
- Wear Uniform to den and pack meetings
- Make Cub Scouting FUN, using games, skits, songs and ceremonies
- Be the Example for the Cubs



---

---

---

---

---

---

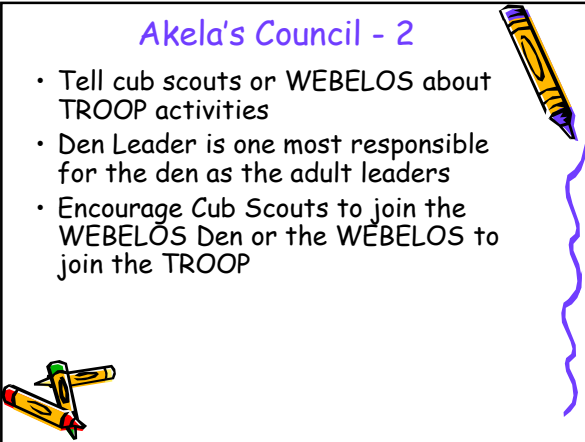
---

---

75

### Akela's Council - 2

- Tell cub scouts or WEBELOS about TROOP activities
- Den Leader is one most responsible for the den as the adult leaders
- Encourage Cub Scouts to join the WEBELOS Den or the WEBELOS to join the TROOP



76

---

---

---

---

---

---

---

---

### Akela's Candle

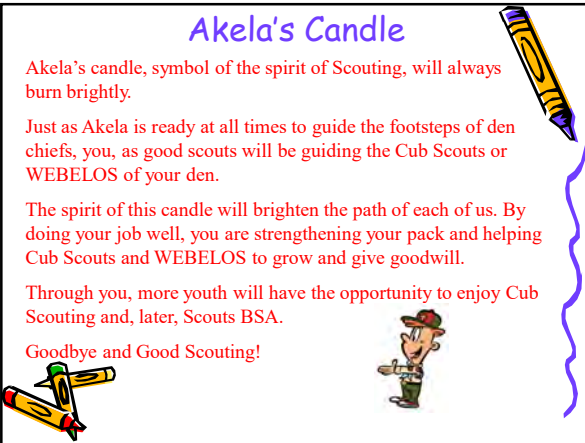
Akela's candle, symbol of the spirit of Scouting, will always burn brightly.

Just as Akela is ready at all times to guide the footsteps of den chiefs, you, as good scouts will be guiding the Cub Scouts or WEBELOS of your den.

The spirit of this candle will brighten the path of each of us. By doing your job well, you are strengthening your pack and helping Cub Scouts and WEBELOS to grow and give goodwill.

Through you, more youth will have the opportunity to enjoy Cub Scouting and, later, Scouts BSA.

Goodbye and Good Scouting!



77

---

---

---

---

---

---

---

---

### WEBELOS Cross Over




78

---

---

---

---

---

---

---

---



79

---

---

---

---

---

---

---

---